

Stefania Nicastro Incisioni

Welcome to my world

The Italian craftsmanship tradition

Something about me

Since the beginning of my experience in the family workshop I have been interested in engraving techniques, specializing in seal engravings of heraldic coats of arms on noble rings.

My passion for drawing and the suggestion of my father, founder of the Nicastro Goldsmith Workshop, led me at the age of 18 to the workshop of Master engraver Calamai in Florence for 8 years. Then I continued my training in Rome, by Maestro Santucci for specialize in gold seals and finally by Maestro Corradini for engraving on stones.

I have been working in the family business for 25 years.

My work as an engraver

My work consists in engraving with steel points, burins, on metals and precious stones mainly on rings but also on cufflinks, punches, gold fountain pens, silver flutes, medals and commemorative plates.

I engrave both on gold, silver and iron metal but also on semiprecious stones such as layered agate, carnelian, blood jasper, rock crystal and on precious stones such as sapphires and rubies.

For years my work has focused on the creation of Chevalier Rings, a complex and meticulous job because in addition to being very precise, it is necessary to know and respect the Heraldry.

It is also a job for me, of great responsibility because this particular type of ring is usually handed down from generation to generation, representing the roots, the historical traditions of the family that commissioned the work.

To this end, in recent times I have been carrying out various works using the ancient technique of minting based on the engraving of a block of steel with special burins.

A technique has been known since the 1500s, as can be seen from the words of Vasari in his famous "The Lives of the Most Excellent Painters, Sculptors and Architects"

In this way, from the matrix it is possible to "mint" different examples of the same coat of arms, creating unique and original objects for each family member.

In the realization of my work, the aspect that fascinates me most is the care necessary for the realization of small details, the adaptation of the noble coat of arms to the jewel and the heraldic study necessary to make any changes.

In fact, often the coat of arms must be reconstructed starting from some ancient print or ancient document, sometimes even from engravings that decorate the noble palaces.

The whole preparatory phase, with the preliminary drawings, the choice of the ring model or the stone in the case of the glyptic, is very interesting which ends only with the final test on the sealing wax, final product and ancient task of the chevalier ring..



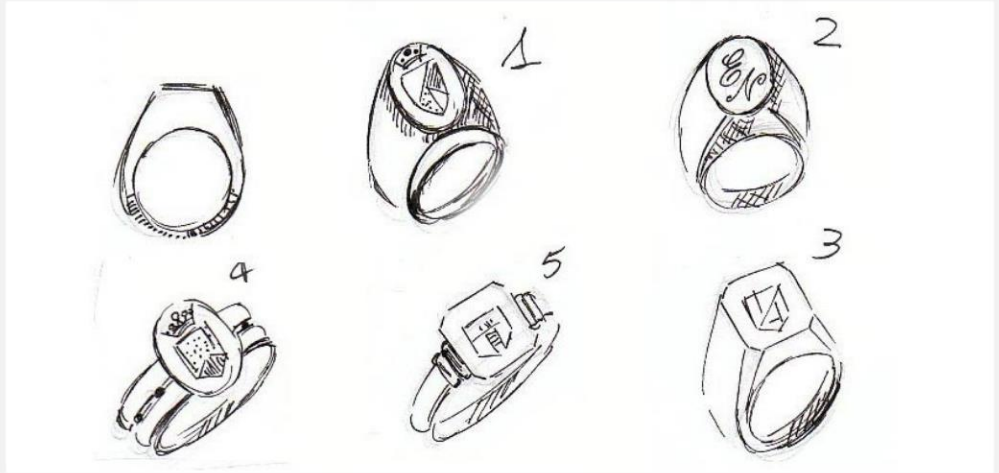
"The laboratory is an almost sacred place, where unique and original handcrafted creations take shape."It is here that Stefania Nicastro Incisioni creates, it is in this cradle of goldsmith craftsmanship that seal rings, chevalier rings, engravings on noble metal and glyptic engravings on precious stones take shape.

Artistic creations that often start, arise from a family document, from a search on ancient books or from a bibliographic search.

I am always happy to answer your inquiries but I need some preliminary information

1- Choice of ring and metal model

We create unique jewels in GOLD and SILVER. After choosing the raw material it is necessary to identify the type of ring indicating the NUMBER next to the figure. The images on the side represent a selection of our models of chevaliere rings but we are able to create rings of every shape and shape.



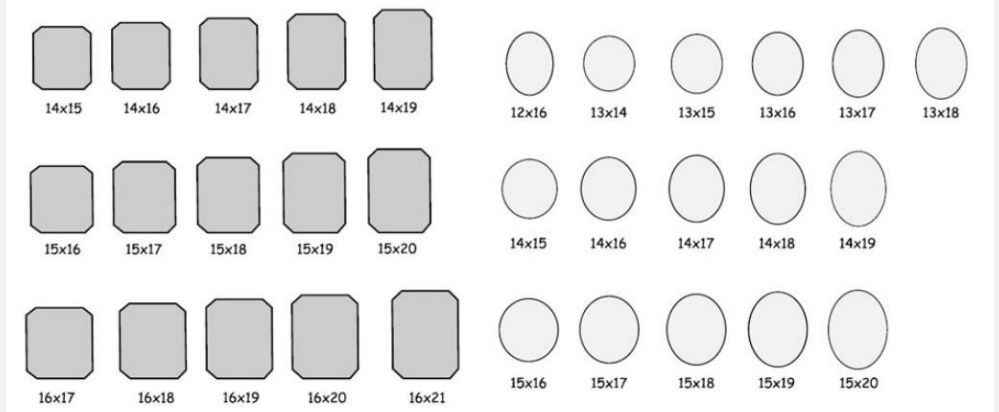
2- The coat of arms to be made

To evaluate the complexity of the engraving work it is important to have the coat of arms to be made available. Even a photo, an illustration or a drawing, even partial, is enough. We are in fact able to complete and/or modify the coat of arms to be made respecting the heraldic rules.



3- The size

Especially if the realization is to be made in gold it is important to know the size of the ring. The tricks to identify the circumference measurement and the dimensions (on a scale of 1 to 1) of the oval and octagonal shapes are suggested at the web addresses indicated below.



4- Glyptic stone engravings



The ancient glyptic technique (hard stone engraving) can be used on almost all types of material. On the side some of the most used stones and precisely:

1-Stratified Carnelian, 2- Agate, 3-Blood Jasper, 4-Lapis Lazuli, 5 Red Jasper, 6-Onyx, 7-Rock Crystal, 8-Carnelian.




Link

<http://www.stefanianicastroincisioni.it/test3/how-to-order.html>



Stefania Nicastro Incisioni

Hand engraver on silver, gold and
semiprecious stones.



For information do not hesitate to contact me,
I will be happy to answer you.



<http://www.stefanianicastroincisioni.it>

<http://www.signet-ring-engraving.com/>

info@stefanianicastroincisioni.it